


THE NBA





**NATIONAL BASKETBALL ASSOCIATION
NBA ENTERTAINMENT
WOMEN'S NATIONAL BASKETBALL ASSOCIATION
NATIONAL BASKETBALL ASSOCIATION DEVELOPMENT LEAGUE**

New York
Olympic Tower
645 Fifth Avenue
New York, NY 10022
Telephone: (212) 407-8000
Fax: (212) 832-3861

New York
477 Madison Avenue
New York, NY 10022
Telephone: (212) 407-8700
Fax: (212) 759-1412

New Jersey
450 Harmon Meadow Boulevard
Secaucus, NJ 07094
Telephone: (201) 865-1500
Fax: (201) 865-2626

New Jersey
100 Plaza Drive
Secaucus, NJ 07094
Telephone: (201) 865-1500
Fax: (201) 974-5973

INTERNATIONAL OFFICES

EUROPE
Headquarters - NBA EMEA
125 Kensington High Street
London, W8 5SF, UK
TEL: 011-44-20-7795-8921
FAX: 011-44-20-7795-8901

France
18 rue Pasquier
75008 Paris, France
TEL: 011-33-1-7841-4400
FAX: 011-33-1-7841-4327

Italy
Via Dogana 3
20123, Milano, Italy
TEL: 011-39-02-8648-9361
FAX: 011-39-02-809-250

Spain
pq. Empresarial 'La Finca'
Edif. 15A, 28223
Pozuelo de Alarcon
Madrid, Spain
TEL: 011-34-91297-9700
FAX: 011-34-91799-5999

Turkey
Astoria Is Merkezi
Buyukdere Cad. No:127 A Kule K-9
Esentepe 34394, Istanbul, Turkey
TEL: +90 212 340 7600
FAX: +90 212 340 7601

LATIN AMERICA
American Airlines Arena
601 Biscayne Boulevard
Miami, FL 33132
Telephone: (305) 269-4100
Fax: (305) 269-4139

Mexico
Jose Maria Castorena 324
Suite #206-207
Col. Cuajimalpa, Mexico, D.F. C.P. 05000
Telephone: 011-5255-813-6699/7000
Fax: 011-5255-812-7464

CANADA
40 Bay Street, Suite 400
Toronto, Ontario
Canada M5J 2X2
Telephone: 416-364-2030
Fax: 416-364-0205

ASIA/PACIFIC
Hong Kong
1207 Man Yee Building
68 Des Voeux Road Central
Central Hong Kong
Telephone: 852-2843-9600
Fax: 852-2536-4808

Japan
Aioi Insurance Shinjuku Bldg.,
14th Floor
3-25-03 Yoyogi, Shibuya-ku
Tokyo, Japan 151-0053
Telephone: 813-5351-2411
Fax: 813-5351-2470

Taiwan
Suite 1303, No. 88, Section 2,
Chung Hsiao East Road
Taipei, Taiwan ROC
Telephone: 886-2-2358-1900
Fax: 886-2-2358-1098

Korea
41F Gangnam Finance Center
737 Yeoksam-dong, Gangnam-gu
Seoul Korea 135-984
Telephone: 822 2008 4617
Fax: 822 2008 418

China—Beijing
19th Floor, Office Tower 2,
China Central Place,
No. 79 Jianguo Road,
Chaoyang District,
Beijing 100025, China
Telephone: (86)10-5200-8200
Fax: (86)10-5200-8202

China—Shanghai
Unit 2703-08, 27/F,
Tower, 2, Plaza 66
1366 Nanjing West Road
Shanghai 200040, China
Telephone: (86)21-6137-2200
Fax: (86)21-6288-9920

NBA STORE
666 Fifth Avenue
New York, NY 10103
Telephone: (212) 515-6221
Fax: (212) 515-6249

NBA CITY
6068 Universal Boulevard
Orlando, FL 32819
Telephone: (407) 363-5919
Fax: (407) 370-3178

600 First Avenue North
Minneapolis, MN 55403-1416
Telephone: (612) 767-2960



477 Madison Avenue, 3rd Floor
New York, NY 10022
212-407-8700

ALBUQUERQUE THUNDERBIRDS
5604 Menaul Blvd. NE
Albuquerque, NM 87110
Tel: (505) 265-3865 • Fax: (505) 268-2752
Arena: Tingley Coliseum
Media Relations Contact: Tyler Ortiz
(tortiz@abqbirds.com)
NBA Affiliations: Dallas, New Orleans

AUSTIN TOROS
7800 Shoal Creek Blvd., Suite 115W
Austin, TX 78757
Arena: Austin Convention Center
Tel: (512) 236-8333 • Fax: (512) 236-8444
Media Relations Contact: Perri Trivillion
(ptravillion@austintoros.com)
NBA Affiliation: San Antonio

BAKERSFIELD JAM
1400 Norris Road • Bakersfield, CA 93308
Tel: (661) 716-4526 • Fax: (661) 322-7069
Arena: Rabobank Arena
Media Relations Contact: Christina Blanton
(Christina@bakersfieldjam.com)
NBA Affiliations: Golden State, L.A. Clippers

DAKOTA WIZARDS
919 South 7th St., Suite 501
Bismarck, ND 58504
Tel: (701) 258-2255 • Fax: (701) 255-7967
Arena: Bismarck Civic Center
Media Relations Contact: Scott Schroeder
(sschroeder@dakotawizards.com)
NBA Affiliations: Memphis, Washington

ERIE BAYHAWKS
110 East 8th Street • Erie, PA 16501
Tel: (814) 790-5600 • Fax: (814) 790-5608
Arena: Tullio Arena
Media Relations Contact: Jeff Johns
(jeff.johns@nbaerie.com)
NBA Affiliations: Cleveland, Toronto

FORT WAYNE MAD ANTS
1910 St. Joe Center Rd, Suite 61
Fort Wayne, IN 46825
Tel: (260) 469-4667 • Fax: (260) 469-4674
Arena: Allen County War Memorial Coliseum
Media Relations Contact: Heidi Busch
(heidi@fortwaynehoops.com)
NBA Affiliations: Detroit, Indiana, Milwaukee

IDAHO STAMPEDE
233 South Capitol Blvd., Suite 100
Boise, ID 83702
Tel: (208) 388-4667 • Fax: (208) 388-3845
Arena: Qwest Arena
Media Relations Contact: Jinny Giery
(jinny@idahostampe.com)
NBA Affiliations: Portland, Denver

IOWA ENERGY
833 5th Ave • Des Moines, Iowa 50309
Tel: (515) 462-2849 • Fax: (515) 564-8551
Arena: Wells Fargo Arena
Media Relations Contacts: Chris Makris
(cmakris@iowanba.com)
NBA Affiliations: Chicago, Phoenix

LOS ANGELES D-FENDERS
555 N. Nash St. • El Segundo, CA 90245
Tel: (310) 426-6031 • Fax: (310) 426-6105
Arena: STAPLES Center
Media Relations Contact: Michael Harris
(mharris@d-fenders.com)
NBA Affiliations: L.A. Lakers

MAINE RED CLAWS
413 Congress Street
Portland, ME 04101
Tel: 207-210-6655 • Fax: 207-210-6659
Arena: Portland Exposition Building
Media Relations Contact: Jana Spaulding
(jspaulding@maineredclaws.com)
NBA Affiliations: Boston, Charlotte

RENO BIGHORNS
300 North Center Street • Reno, NV 89501
Tel: (775) 284-2622 • Fax: (775) 284-8622
Arena: Reno Events Center
Media Relations Contact: TJ Lasita
(tjlasita@nbareno.com)
NBA Affiliations: Orlando, Sacramento

RIO GRANDE VALLEY VIPERS
4500 North 10th Street, Suite 315
McAllen, TX 78504
Tel: (888) 748-6223 • Fax: (956) 972-1150
Arena: Dodge Arena
Media Relations Contact: Jonah Goldberg
(jonahgol@gmail.com)
NBA Affiliations: Houston

SIOUX FALLS SKYFORCE
2131 South Minnesota Ave.
Sioux Falls, SD 57105
Tel: (605) 332-0605 • Fax: (605) 332-2305
Arena: Sioux Falls Arena
Media Relations Contact: Brett Hansen
(brett@skyforceonline.com)
NBA Affiliations: Miami, Minnesota

SPRINGFIELD ARMOR
1 Monarch Place, Suite 220
Springfield, MA 01144
Tel: (413) 746-3263 • Fax: (413) 746-3262
Arena: MassMutual Center
Media Relations Contact: Joe Barbieri
(jbarbier@armorhoops.com)
NBA Affiliations: New Jersey, New York, Philadelphia

TULSA 66ERS
10441 South Regal Blvd. • Tulsa, OK 74133
Tel: (918) 585-8444 • Fax: (918) 398-6930
Arena: SpiritBank Event Center
Media Relations Contact: Ryan Williams
(rwilliams@tulsas66ers.com)
NBA Affiliations: Oklahoma City

UTAH FLASH
5255 N Edgewood Dr, Suite 165
Provo, UT 84604
Tel: (801) 434-4667 • Fax: (801) 705-1823
Arena: McKay Events Center
Media Relations Contact: Kyle Flanagan
(kyle@utahflash.com)
NBA Affiliations: Atlanta, Utah

2008-09 SEASON FINAL STANDINGS

CENTRAL DIVISION	HOME					AWAY					
	W-L	W-L	W-L	PCT	GB	W-L	W-L	W-L	PCT	GB	
Iowa Energy	28-22	17-8	11-14	.560	—	Colorado 14ers	34-16	20-5	14-11	.680	—
Erie BayHawks	27-23	16-9	11-14	.540	1	Austin Toros	32-18	17-8	15-10	.640	2
Dakota Wizards	27-23	16-9	11-14	.540	1	Albuquerque Thunderbirds	24-26	15-10	9-16	.480	10
Sioux Falls Skyforce	25-25	13-12	12-13	.500	3	Rio Grande Valley Vipers	21-29	12-13	9-16	.420	13
Fort Wayne Mad Ants	19-31	11-14	8-17	.380	9	Tulsa 66ers	15-35	8-17	7-18	.300	19

SOUTHWEST DIVISION	HOME					AWAY					
	W-L	W-L	W-L	PCT	GB	W-L	W-L	W-L	PCT	GB	
Utah Flash	32-18	17-8	15-10	.640	—	Idaho Stampede	31-19	20-5	11-14	.620	1
Bakersfield Jam	26-24	16-9	10-15	.520	6	Reno Bighorns	25-25	18-7	7-18	.500	7
Los Angeles D-Fenders	19-31	11-14	8-17	.380	13	Anaheim Arsenal	15-35	9-16	6-19	.300	17

2008-09 POSTSEASON RESULTS

SINGLE ELIMINATION QUARTERFINALS
Tuesday, April 14 – Colorado 129, Erie 108
Wednesday, April 15 – Utah 94, Bakersfield 81
Wednesday, April 15 – Austin 119, Idaho 116
Thursday, April 16 – Dakota 114, Iowa 109

SINGLE ELIMINATION SEMIFINALS
Saturday, April 18
Colorado 114, Austin 111
Monday, April 20
Utah 103, Dakota 93

BEST-OF-THREE FINALS
Wednesday, April 22
Colorado 136, Utah 131 (OT)
Friday, April 24
Colorado 123, Utah 104

EASTERN CONFERENCE

ATLANTIC DIVISION

	W	L	PCT	GB	HOME	ROAD	LAST-10	STREAK
Boston	62	20	.756	---	35-6	27-14	8-2	W 2
Philadelphia	41	41	.500	21	24-17	17-24	4-6	W 1
New Jersey	34	48	.415	28	19-22	15-26	4-6	L 1
Toronto	33	49	.402	29	18-23	15-26	6-4	W 3
New York	32	50	.390	30	20-21	12-29	3-7	W 1

CENTRAL DIVISION

	W	L	PCT	GB	HOME	ROAD	LAST-10	STREAK
Cleveland	66	16	.805	---	39-2	27-14	7-3	L 1
Chicago	41	41	.500	25	28-13	13-28	7-3	L 1
Detroit	39	43	.476	27	21-20	18-23	4-6	L 3
Indiana	36	46	.439	30	25-16	11-30	6-4	W 1
Milwaukee	34	48	.415	32	22-19	12-29	3-7	L 1

SOUTHEAST DIVISION

	W	L	PCT	GB	HOME	ROAD	LAST-10	STREAK
Orlando	59	23	.720	---	32-9	27-14	5-5	W 1
Atlanta	47	35	.573	12	31-10	16-25	5-5	L 1
Miami	43	39	.524	16	28-13	15-26	5-5	W 1
Charlotte	35	47	.427	24	23-18	12-29	3-7	L 4
Washington	19	63	.232	40	13-28	6-35	3-7	L 2

WESTERN CONFERENCE

SOUTHWEST DIVISION

	W	L	PCT	GB	HOME	ROAD	LAST-10	STREAK
San Antonio	54	28	.659	---	28-13	26-15	6-4	W 4
Houston	53	29	.646	1	33-8	20-21	6-4	L 1
Dallas	50	32	.610	4	32-9	18-23	7-3	W 2
New Orleans	49	33	.598	5	28-13	21-20	4-6	L 2
Memphis	24	58	.293	30	16-25	8-33	6-4	W 1

NORTHWEST DIVISION

	W	L	PCT	GB	HOME	ROAD	LAST-10	STREAK
Denver	54	28	.659	---	33-8	21-20	8-2	L 1
Portland	54	28	.659	---	34-7	20-21	9-1	W 6
Utah	48	34	.585	6	33-8	15-26	3-7	L 1
Minnesota	24	58	.293	30	11-30	13-28	4-6	L 3
Oklahoma City	23	59	.280	31	15-26	8-33	3-7	W 1

PACIFIC DIVISION

	W	L	PCT	GB	HOME	ROAD	LAST-10	STREAK
L.A. Lakers	65	17	.793	---	36-5	29-12	7-3	W 2
Phoenix	46	36	.561	19	28-13	18-23	6-4	W 3
Golden State	29	53	.354	36	21-20	8-33	4-6	L 2
L.A. Clippers	19	63	.232	46	11-30	8-33	1-9	L 3
Sacramento	17	65	.207	48	11-30	6-35	1-9	W 1

WESTERN CONFERENCE FIRST ROUND

LAKERS (1) VS. UTAH (8)

(Lakers win series, 4-1)

Sun.	April 19	UTA	100	at	LAL	113
Tue.	April 21	UTA	109	at	LAL	119
Thur.	April 23	LAL	86	at	UTA	88
Sat.	April 25	LAL	108	at	UTA	94
Mon.	April 27	UTA	96	at	LAL	107

DENVER (2) VS. NEW ORLEANS (7)

(Denver wins series, 4-1)

Sun.	April 19	NOH	84	at	DEN	113
Wed.	April 22	NOH	93	at	DEN	108
Sat.	April 25	DEN	93	at	NOH	95
Mon.	April 27	DEN	121	at	NOH	63
Wed.	April 29	NOH	86	at	DEN	107

SAN ANTONIO (3) VS. DALLAS (6)

(Dallas wins series, 4-1)

Sat.	April 18	DAL	105	at	SAS	97
Mon.	April 20	DAL	84	at	SAS	105
Thur.	April 23	SAS	67	at	DAL	88
Sat.	April 25	SAS	90	at	DAL	99
Tue.	April 28	DAL	106	at	SAS	93

PORTLAND (4) VS. HOUSTON (5)

(Houston wins series, 4-2)

Sat.	April 18	HOU	108	at	POR	81
Tue.	April 21	HOU	103	at	POR	107
Fri.	April 24	POR	83	at	HOU	86
Sun.	April 26	POR	88	at	HOU	89
Tue.	April 28	HOU	77	at	POR	88
Thur.	April 30	POR	76	at	HOU	92

WESTERN CONFERENCE SEMIFINALS

LAKERS (1) VS. HOUSTON (5)

(Lakers win series, 4-3)

Mon.	May 4	HOU	100	at	LAL	92
Wed.	May 6	HOU	98	at	LAL	111
Fri.	May 8	LAL	108	at	HOU	94
Sun.	May 10	LAL	87	at	HOU	99
Tue.	May 12	HOU	78	at	LAL	118
Thur.	May 14	LAL	80	at	HOU	95
Sun.	May 17	HOU	70	at	LAL	89

DENVER (2) VS. DALLAS (6)

(Denver wins series, 4-1)

Sat.	May 3	DAL	95	at	DEN	109
Mon.	May 5	DAL	105	at	DEN	117
Thur.	May 8	DEN	106	at	DAL	105
Sun.	May 11	DEN	117	at	DAL	119
Tue.	May 13	DAL	110	at	DEN	124

WESTERN CONFERENCE FINALS

LAKERS (1) VS. DENVER (2)

(Lakers win series, 4-2)

Tue.	May 19	DEN	103	at	LAL	105
Thur.	May 21	DEN	106	at	LAL	103
Sat.	May 23	LAL	103	at	DEN	97
Mon.	May 25	LAL	101	at	DEN	120
Wed.	May 27	DEN	94	at	LAL	103
Fri.	May 29	LAL	119	at	DEN	92

EASTERN CONFERENCE FIRST ROUND

CLEVELAND (1) VS. DETROIT (8)

(Cleveland wins series, 4-0)

Sat.	April 18	DET	84	at	CLE	102
Tue.	April 21	DET	82	at	CLE	94
Fri.	April 24	CLE	79	at	DET	68
Sun.	April 26	CLE	99	at	DET	78

BOSTON (2) VS. CHICAGO (7)

(Boston wins series, 4-3)

Sat.	April 18	CHI	105	at	BOS	103
Mon.	April 20	CHI	115	at	BOS	118
Thur.	April 23	BOS	86	at	CHI	107
Sun.	April 26	BOS	118	at	CHI	121
Tue.	April 28	CHI	104	at	BOS	106
Thur.	April 30	BOS	127	at	CHI	129
Sat.	May 2	CHI	99	at	BOS	108

ORLANDO (3) VS. PHILADELPHIA (6)

(Orlando wins series, 4-2)

Sun.	April 19	PHI	100	at	ORL	98
Wed.	April 22	PHI	87	at	ORL	96
Fri.	April 24	ORL	94	at	PHI	96
Sun.	April 26	ORL	84	at	PHI	81
Tue.	April 28	PHI	78	at	ORL	91
Thur.	April 30	ORL	114	at	PHI	89

ATLANTA (4) VS. MIAMI (5)

(Atlanta wins series, 4-3)

Sun.	April 19	MIA	64	at	ATL	90
Wed.	April 22	MIA	108	at	ATL	93
Sat.	April 25	ATL	78	at	MIA	107
Mon.	April 27	ATL	81	at	MIA	71
Wed.	April 29	MIA	91	at	ATL	106
Fri.	May 1	ATL	72	at	MIA	98
Sun.	May 3	MIA	78	at	ATL	91

EASTERN CONFERENCE SEMIFINALS

CLEVELAND (1) VS. ATLANTA (4)

(Cleveland wins series, 4-0)

Tue.	May 5	ATL	72	at	CLE	99
Thur.	May 7	ATL	85	at	CLE	105
Sat.	May 9	CLE	97	at	ATL	82
Mon.	May 11	CLE	84	at	ATL	74

BOSTON (2) VS. ORLANDO (3)

(Orlando wins series, 4-3)

Mon.	May 4	ORL	95	at	BOS	90
Wed.	May 6	ORL	94	at	BOS	112
Fri.	May 8	BOS	96	at	ORL	117
Sun.	May 10	BOS	95	at	ORL	94
Tue.	May 12	ORL	88	at	BOS	92
Thur.	May 14	BOS	75	at	ORL	83
Sun.	May 17	ORL	101	at	BOS	82

EASTERN CONFERENCE FINALS

CLEVELAND (1) VS. ORLANDO (3)

(Orlando wins series, 4-2)

Wed.	May 20	ORL	107	at	CLE	106
Fri.	May 22	ORL	95	at	CLE	96
Sun.	May 24	CLE	89	at	ORL	99
Tue.	May 26	CLE	114	at	ORL	116
Thur.	May 28	ORL	102	at	CLE	112
Sat.	May 30	CLE	90	at	ORL	103

NBA FINALS

LAKERS (1) VS. ORLANDO (3)

(Lakers win series, 4-1)

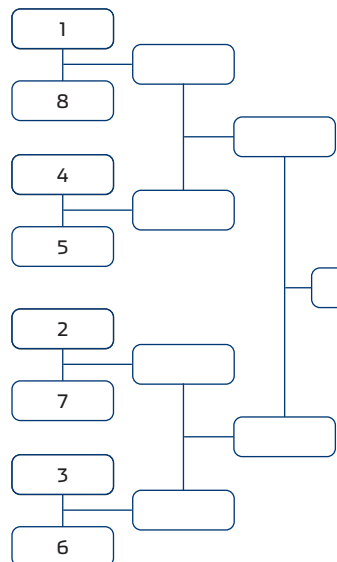
Thur.	June 4	ORL	75	at	LAL	100
Sun.	June 7	ORL	96	at	LAL	101
Tue.	June 9	LAL	104	at	ORL	108
Thur.	June 11	LAL	99	at	ORL	91
Sun.	June 14	LAL	99	at	ORL	86

NBA PLAYOFF STRUCTURE

1. Sixteen teams qualify for the playoffs, with eight teams from each conference, consisting of the two division champions and the six other teams in each conference with the best winning percentage during the regular season.
2. The four rounds of the playoffs, including the NBA Finals, will follow a best-of-seven format. All qualifying teams participate in the first round.
3. All rounds will play a 2-2-1-1-1 format with the exception of the NBA Finals which will play a 2-3-2 format.

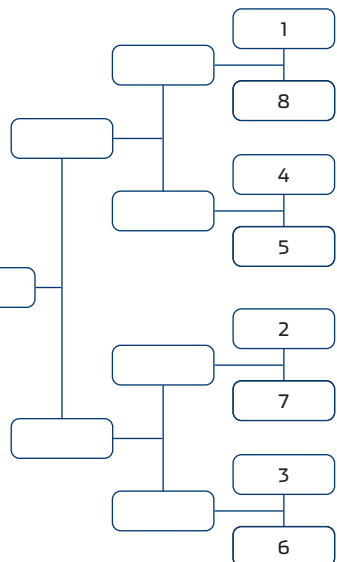
EASTERN CONFERENCE

First Round	Conference Semifinals	Conference Finals
Best of Seven (2-2-1-1-1 format)	Best of Seven (2-2-1-1-1 format)	Best of Seven (2-2-1-1-1 format)



WESTERN CONFERENCE

Conference Finals	Conference Semifinals	First Round
Best of Seven (2-2-1-1-1 format)	Best of Seven (2-2-1-1-1 format)	Best of Seven (2-2-1-1-1 format)



NBA CHAMPIONS

SEASON	CHAMPION	DEFEATED	SERIES
1946-47	Philadelphia Warriors	Chicago Stags	4-1
1947-48	Baltimore Bullets	Philadelphia Warriors	4-2
1948-49	Minneapolis Lakers	Washington Capitols	4-2
1949-50	Minneapolis Lakers	Syracuse Nationals	4-2
1950-51	Rochester Royals	New York Knickerbockers	4-3
1951-52	Minneapolis Lakers	New York Knickerbockers	4-3
1952-53	Minneapolis Lakers	New York Knickerbockers	4-1
1953-54	Minneapolis Lakers	Syracuse Nationals	4-3
1954-55	Syracuse Nationals	Fort Wayne Pistons	4-3
1955-56	Philadelphia Warriors	Fort Wayne Pistons	4-1
1956-57	Boston Celtics	St. Louis Hawks	4-3
1957-58	St. Louis Hawks	Boston Celtics	4-2
1958-59	Boston Celtics	Minneapolis Lakers	4-0
1959-60	Boston Celtics	St. Louis Hawks	4-3
1960-61	Boston Celtics	St. Louis Hawks	4-1
1961-62	Boston Celtics	Los Angeles Lakers	4-3
1962-63	Boston Celtics	Los Angeles Lakers	4-2
1963-64	Boston Celtics	San Francisco Warriors	4-1
1964-65	Boston Celtics	Los Angeles Lakers	4-1
1965-66	Boston Celtics	Los Angeles Lakers	4-3
1966-67	Philadelphia 76ers	San Francisco Warriors	4-2
1967-68	Boston Celtics	Los Angeles Lakers	4-2
1968-69	Boston Celtics	Los Angeles Lakers	4-3
1969-70	New York Knickerbockers	Los Angeles Lakers	4-3
1970-71	Milwaukee Bucks	Baltimore Bullets	4-0
1971-72	Los Angeles Lakers	New York Knickerbockers	4-1
1972-73	New York Knickerbockers	Los Angeles Lakers	4-1
1973-74	Boston Celtics	Milwaukee Bucks	4-3
1974-75	Golden State Warriors	Washington Bullets	4-0
1975-76	Boston Celtics	Phoenix Suns	4-2
1976-77	Portland Trail Blazers	Philadelphia 76ers	4-2
1977-78	Washington Bullets	Seattle Supersonics	4-3
1978-79	Seattle Supersonics	Washington Bullets	4-1
1979-80	Los Angeles Lakers	Philadelphia 76ers	4-2
1980-81	Boston Celtics	Houston Rockets	4-2
1981-82	Los Angeles Lakers	Philadelphia 76ers	4-2
1982-83	Philadelphia 76ers	Los Angeles Lakers	4-0
1983-84	Boston Celtics	Los Angeles Lakers	4-3
1984-85	Los Angeles Lakers	Boston Celtics	4-2
1985-86	Boston Celtics	Houston Rockets	4-2
1986-87	Los Angeles Lakers	Boston Celtics	4-2
1987-88	Los Angeles Lakers	Detroit Pistons	4-3
1988-89	Detroit Pistons	Los Angeles Lakers	4-0
1989-90	Detroit Pistons	Portland Trail Blazers	4-1
1990-91	Chicago Bulls	Los Angeles Lakers	4-1
1991-92	Chicago Bulls	Portland Trail Blazers	4-2
1992-93	Chicago Bulls	Phoenix Suns	4-2
1993-94	Houston Rockets	New York Knickerbockers	4-3
1994-95	Houston Rockets	Orlando Magic	4-0
1995-96	Chicago Bulls	Seattle Supersonics	4-2
1996-97	Chicago Bulls	Utah Jazz	4-2
1997-98	Chicago Bulls	Utah Jazz	4-2
1998-99	San Antonio Spurs	New York Knickerbockers	4-1
1999-00	Los Angeles Lakers	Indiana Pacers	4-2
2000-01	Los Angeles Lakers	Philadelphia 76ers	4-1
2001-02	Los Angeles Lakers	New Jersey Nets	4-0
2002-03	San Antonio Spurs	New Jersey Nets	4-2
2003-04	Detroit Pistons	Los Angeles Lakers	4-1
2004-05	San Antonio Spurs	Detroit Pistons	4-3
2005-06	Miami Heat	Dallas Mavericks	4-2
2006-07	San Antonio Spurs	Cleveland Cavaliers	4-0
2007-08	Boston Celtics	Los Angeles Lakers	4-2
2008-09	Los Angeles Lakers	Orlando Magic	4-1

NBA DIVISION WINNERS

SEASON	WESTERN	W-L	EASTERN	W-L
1946-47	Chicago	39-22	Washington	49-11
1947-48	St. Louis	29-19	Philadelphia	27-21
1948-49	Rochester	45-15	Washington	38-22

SEASON	WESTERN	W-L	CENTRAL	W-L	EASTERN	W-L
1949-50	Indianapolis	39-25	Rochester	51-17	Syracuse	51-13
Minneapolis		51-17				

SEASON	WESTERN	W-L	EASTERN	W-L
1950-51	Minneapolis	44-24	Philadelphia	40-26
1951-52	Rochester	41-25	Syracuse	40-26
1952-53	Minneapolis	48-22	New York	47-23
1953-54	Minneapolis	46-26	New York	44-28
1954-55	Ft. Wayne	43-29	Syracuse	43-29
1955-56	Ft. Wayne	37-35	Philadelphia	45-27
1956-57	St. Louis	34-38	Boston	44-28
Minneapolis		34-38		
Fort Wayne		34-38		
1957-58	St. Louis	41-31	Boston	49-23
1958-59	St. Louis	49-23	Boston	52-20
1959-60	St. Louis	46-29	Boston	59-16
1960-61	St. Louis	51-28	Boston	57-22
1961-62	L.A. Lakers	54-26	Boston	60-20
1962-63	L.A. Lakers	53-27	Boston	58-22
1963-64	San Francisco	48-32	Boston	59-21
1964-65	L.A. Lakers	49-31	Boston	62-18
1965-66	L.A. Lakers	45-35	Philadelphia	55-25
1966-67	San Francisco	44-37	Philadelphia	68-13
1967-68	St. Louis	56-26	Philadelphia	62-20
1968-69	L.A. Lakers	55-27	Baltimore	57-25
1969-70	Atlanta	48-34	New York	60-22

SEASON	PACIFIC	W-L	MIDWEST	W-L	CENTRAL	W-L	ATLANTIC	W-L
1970-71	L.A. Lakers	48-34	Milwaukee	66-16	Baltimore	42-40	New York	52-30
1971-72	L.A. Lakers	69-13	Milwaukee	63-19	Baltimore	38-44	Boston	56-26
1972-73	L.A. Lakers	60-22	Milwaukee	60-22	Baltimore	52-30	Boston	68-14
1973-74	L.A. Lakers	47-35	Milwaukee	59-23	Capital	47-35	Boston	56-26
1974-75	Golden State	48-34	Chicago	47-35	Washington	60-22	Boston	60-22
1975-76	Golden State	59-23	Milwaukee	38-44	Cleveland	49-33	Boston	54-28
1976-77	L.A. Lakers	53-29	Denver	50-32	Houston	49-33	Philadelphia	50-32
1977-78	Portland	58-24	Denver	48-34	San Antonio	52-30	Philadelphia	55-27
1978-79	Seattle	52-30	Kansas City	48-34	San Antonio	48-34	Washington	54-28
1979-80	L.A. Lakers	60-22	Milwaukee	49-33	Atlanta	50-32	Boston	61-21
1980-81	Phoenix	57-25	San Antonio	52-30	Milwaukee	60-22	Boston/Phil.	62-20
1981-82	L.A. Lakers	57-25	San Antonio	48-34	Milwaukee	55-27	Boston	63-19
1982-83	L.A. Lakers	58-24	San Antonio	53-29	Milwaukee	51-31	Philadelphia	65-17
1983-84	L.A. Lakers	54-28	Utah	45-37	Milwaukee	50-32	Boston	62-20
1984-85	L.A. Lakers	62-20	Denver	52-30	Milwaukee	59-23	Boston	63-19
1985-86	L.A. Lakers	62-20	Houston	51-31	Milwaukee	57-25	Boston	67-15
1986-87	L.A. Lakers	65-17	Dallas	55-27	Atlanta	57-25	Boston	59-23
1987-88	L.A. Lakers	62-20	Denver	54-28	Detroit	54-28	Boston	57-25
1988-89	L.A. Lakers	57-25	Utah	51-31	Detroit	63-19	New York	52-30
1989-90	L.A. Lakers	63-19	San Antonio	56-26	Detroit	59-23	Philadelphia	53-29
1990-91	Portland	63-19	San Antonio	55-27	Chicago	61-21	Boston	56-26
1991-92	Portland	57-25	Utah	55-27	Chicago	67-15	Boston	51-31
1992-93	Phoenix	62-20	Houston	55-27	Chicago	57-25	New York	60-22
1993-94	Seattle	63-19	Houston	58-24	Atlanta	57-25	New York	57-25
1994-95	Phoenix	59-23	San Antonio	62-20	Indiana	52-30	Orlando	57-25
1995-96	Seattle	64-18	San Antonio	59-23	Chicago	72-10	Orlando	60-22
1996-97	Seattle	57-25	Utah	64-18	Chicago	69-13	Miami	61-21
1997-98	Seattle	61-21	Utah	62-20	Chicago	62-20	Miami	55-27
1998-99	Portland	35-15	San Antonio	37-13	Indiana	33-17	Miami	33-17
1999-00	L.A. Lakers	67-15	Utah	55-27	Indiana	56-26	Miami	52-30
2000-01	L.A. Lakers	56-26	San Antonio	58-24	Milwaukee	52-30	Philadelphia	56-26
2001-02	Sacramento	61-21	San Antonio	58-24	Detroit	50-32	New Jersey	52-30
2002-03	Sacramento	59-23	San Antonio	60-22	Detroit	50-32	New Jersey	49-33
2003-04	L.A. Lakers	56-26	Minnesota	58-24	Indiana	61-21	New Jersey	47-35

SEASON	PACIFIC	W-L	NORTHWEST	W-L	SOUTHWEST	W-L	SOUTHEAST	W-L	CENTRAL	W-L	ATLANTIC	W-L
2004-05	Phoenix	62-20	Seattle	52-30	San Antonio	59-23	Miami	59-23	Detroit	54-28	Boston	45-37
2005-06	Phoenix	54-28	Denver	44-38	San Antonio	63-49	Miami	52-30	Detroit	64-18	New Jersey	49-33
2006-07	Phoenix	61-21	Utah	51-31	Dallas	67-15	Miami	44-38	Detroit	53-29	Toronto	47-35
2007-08	L.A. Lakers	57-25	Utah	54-28	New Orleans	56-26	Orlando	52-30	Detroit	59-23	Boston	66-16
2008-09	L.A. Lakers	65-17	Denver	54-28	San Antonio	54-28	Orlando	59-23	Cleveland	66-16	Boston	62-20

THE NBA

THE NBA



POINTS PER GAME		AVG	REBOUNDS PER GAME		AVG	ASSISTS PER GAME		AVG
Wade	Miami	30.2	Howard	Orlando	13.8	Paul	New Orleans	11.0
James	Cleveland	28.4	Murphy	Indiana	11.8	Williams	Utah	10.7
Bryant	Lakers	26.8	Lee	New York	11.7	Nash	Phoenix	9.7
Nowitzki	Dallas	25.9	Duncan	San Antonio	10.7	Calderon	Toronto	8.9
Granger	Indiana	25.8	Okafor	Charlotte	10.1	Kidd	Dallas	8.7
Durant	Oklahoma City	25.3	Bosh	Toronto	10.0	Rondo	Boston	8.2
Paul	New Orleans	22.8	Yao	Houston	9.9	B. Davis	Clippers	7.7
Anthony	Denver	22.8	Gasol	Lakers	9.6	Wade	Miami	7.5
Bosh	Toronto	22.7	Love	Minnesota	9.1	James	Cleveland	7.2
Roy	Portland	22.6	Jamison	Washington	8.9	Duhon	New York	7.2
Jamison	Washington	22.2	Scola	Houston	8.8	Harris	New Jersey	6.9
Parker	San Antonio	22.0	Przybilla	Portland	8.7	Parker	San Antonio	6.9
Johnson	Atlanta	21.4	Millsap	Utah	8.6	Felton	Charlotte	6.7
Harris	New Jersey	21.3	Dalembert	Philadelphia	8.5	Miller	Philadelphia	6.5
West	New Orleans	21.0	West	New Orleans	8.5	Billups	Detroit-Denver	6.4
Carter	New Jersey	20.8	O'Neal	Phoenix	8.4	Rose	Chicago	6.3
Gordon	Chicago	20.7	Nowitzki	Dallas	8.4	Johnson	Atlanta	5.8
Howard	Orlando	20.6	Haslem	Miami	8.2	Sessions	Milwaukee	5.7
Pierce	Boston	20.5	Odom	Lakers	8.2	Westbrook	Oklahoma City	5.3
Harrington	Golden St.-NY	20.1	Perkins	Boston	8.1	Ford	Indiana	5.3

MINUTES PER GAME		AVG	FIELD GOAL PCT.		PCT	FREE THROW PCT.		PCT
Iguodala	Philadelphia	39.9	O'Neal	Phoenix	.609	Calderon	Toronto	.981
Jackson	Golden State	39.6	Nene	Denver	.604	R. Allen	Boston	.952
Johnson	Atlanta	39.5	Biedrins	Golden State	.578	Nash	Phoenix	.933
West	New Orleans	39.2	Howard	Orlando	.572	Billups	Detroit-Denver	.913
Durant	Oklahoma City	39.0	Gasol	Lakers	.567	M. Williams	Cleveland	.912
Wade	Miami	38.6	Okafor	Charlotte	.561	Augustin	Charlotte	.893
Butler	Washington	38.6	Lee	New York	.549	Nowitzki	Dallas	.890
Paul	New Orleans	38.5	Yao	Houston	.548	West	New Orleans	.884
Jamison	Washington	38.2	Stoudemire	Phoenix	.539	Ginobili	San Antonio	.884
Crawford	NY-Golden St.	38.1	Millsap	Utah	.534	Barbosa	Phoenix	.881
Mayo	Memphis	38.0	Garnett	Boston	.531	J. Terry	Dallas	.880
Bosh	Toronto	38.0	Lopez	New Jersey	.531	Mayo	Memphis	.879
James	Cleveland	37.7	Scola	Houston	.531	Granger	Indiana	.878
Nowitzki	Dallas	37.7	Gasol	Memphis	.530	Crawford	NY-Golden St.	.872
Felton	Charlotte	37.6	Horford	Atlanta	.525	Ford	Indiana	.872
Wallace	Charlotte	37.6	Hill	Phoenix	.523	Watson	Golden State	.870
Pierce	Boston	37.5	Haslem	Miami	.518	Ridnour	Milwaukee	.869
Salmons	Sac-Chicago	37.5	Brewer	Utah	.508	Paul	New Orleans	.868
Thornton	Clippers	37.4	Diaw	Phoenix-Charlotte	.507	Martin	Sacramento	.867
Prince	Detroit	37.3	Parker	San Antonio	.506	Bass	Dallas	.867

3-PT FIELD GOAL PCT.		PCT	STEALS PER GAME		AVG	STEALS TO TURNOVERS		
Morrow	Golden State	.467	Paul	New Orleans	2.77	Moon	Toronto-Miami	2.00
Nelson	Orlando	.453	Wade	Miami	2.19	Ariza	Lakers	1.57
Murphy	Indiana	.450	Kidd	Dallas	1.98	Fisher	Lakers	1.32
Azubuike	Golden State	.448	Chalmers	Miami	1.95	Brewer	Utah	1.25
Simmons	New Jersey	.447	Rondo	Boston	1.86	Watson	Golden State	1.04
Okur	Utah	.446	Wallace	Charlotte	1.70	West	Cleveland	1.02
House	Boston	.444	Brewer	Utah	1.70	Chalmers	Miami	0.97
Bonner	San Antonio	.440	James	Cleveland	1.69	Paul	New Orleans	0.94
Augustin	Charlotte	.439	Ariza	Lakers	1.67	Martin	Denver	0.92
Nash	Phoenix	.439	Iguodala	Philadelphia	1.60	Barbosa	Phoenix	0.88
M. Williams	Cleveland	.436						
Kapono	Toronto	.428						
Blake	Portland	.427						
Durant	Oklahoma City	.422	BLOCKS PER GAME	AVG	ASSIST/TURNOVER RATIO			
Mason	San Antonio	.421	Howard	Orlando	2.92	Calderon	Toronto	4.24
Dooling	New Jersey	.421	Andersen	Denver	2.46	Kidd	Dallas	3.79
Bell	Phoenix-Charlotte	.421	Camby	Clippers	2.13	Paul	New Orleans	3.73
Salmons	Sac-Chicago	.417	Turiah	Golden State	2.13	Fisher	Lakers	3.63
Novak	Clippers	.416	O'Neal	Toronto-Miami	2.00	Blake	Portland	3.22
Martin	Sacramento	.415	Perkins	Boston	1.97	Williams	Utah	3.18
			Yao	Houston	1.95	Rondo	Boston	3.15
			Ty. Thomas	Chicago	1.91	Bibby	Atlanta	3.06
			Lopez	New Jersey	1.84	Sessions	Milwaukee	2.97
			Dalembert	Philadelphia	1.78	Alston	Houston-Orlando	2.90

ROUND 1	NO. TEAM	PLAYER	FROM
1.	Clippers	Blake Griffin	Oklahoma
2.	Memphis	Hasheem Thabeet	Connecticut
3.	Oklahoma City	James Harden	Arizona State
4.	Sacramento	Tyrece Evans	Memphis
5.	Minnesota (from Washington)	Ricky Rubio	Spain
6.	Minnesota	Jonny Flynn	Syracuse
7.	Golden State	Stephen Curry	Davidson
8.	New York	Jordan Hill	Arizona
9.	Toronto	DeMar DeRozan	USC
10.	Milwaukee	Brandon Jennings	Italy
11.	New Jersey	Terrence Williams	Louisville
12.	Charlotte	Gerald Henderson	Duke
13.	Indiana	Tyler Hansbrough	North Carolina
14.	Phoenix	Earl Clark	Louisville
15.	Detroit	Austin Daye	Gonzaga
16.	Chicago	James Johnson	Wake Forest
17.	Philadelphia	Jrue Holiday	UCLA
18.	Minnesota	Ty Lawson*	North Carolina
19.	Atlanta	Jeff Teague	Wake Forest
20.	Utah	Eric Maynor	Virginia Commonwealth
21.	New Orleans	Darren Collison	UCLA
22.	Portland (from Dallas)	Victor Claver	Spain
23.	Sacramento (from Houston)	Omri Casspi	Israel
24.	Dallas (from Portland)	B.J. Mullens**	Ohio State
25.	Oklahoma City (from San Antonio)	Rodrigue Beaubois**	France
26.	Chicago (from Denver through Oklahoma City)	Taj Gibson	USC
27.	Memphis (from Orlando)	DeMarre Carroll	Missouri
28.	Minnesota (from Boston)	Wayne Ellington	North Carolina
29.	Lakers	Toney Douglas***	Florida State
30.	Cleveland	Christian Eyenga	Congo

ROUND 2	NO. TEAM	PLAYER	FROM
31.	Sacramento	Jeff Pendergraph#	Arizona State
32.	Washington	Jermaine Taylor###	Central Florida
33.	Portland (from Clippers)	Dante Cunningham	Villanova
34.	Denver (from Oklahoma City)	Sergio Llull###	Spain
35.	Detroit (from Minnesota)	DaJuan Summers	Georgetown
36.	Memphis	Sam Young	Pittsburgh
37.	San Antonio (from Golden State through Phoenix)	DeJuan Blair	Pittsburgh
38.	Portland (from New York through Chicago)	Jon Brockman#	Washington
39.	Detroit (from Toronto)	Jonas Jerebko	Sweden
40.	Charlotte (from New Jersey through Oklahoma City)	Derrick Brown	Xavier
41.	Milwaukee	Jodie Meeks	Kentucky
42.	Lakers (from Charlotte)	Patrick Beverley%	Ukraine
43.	Miami (from Indiana)	Marcus Thornton%%	LSU
44.	Detroit	Chase Budinger%%%	Arizona
45.	Minnesota (from Philadelphia through Miami)	Nick Calathes	Florida
46.	Cleveland (from Chicago)	Danny Green	North Carolina
47.	Minnesota (from Miami)	Henk Norel	Netherlands
48.	Phoenix	Taylor Griffin	Oklahoma
49.	Atlanta	Sergiy Gladyr	Ukraine
50.	Utah	Goran Suton	Michigan State
51.	San Antonio (from New Orleans through Toronto)	Jack McClintone	Miami
52.	Indiana (from Dallas)	A.J. Price	Connecticut
53.	San Antonio (from Houston)	Nando De Colo	France
54.	Charlotte (from San Antonio)	Robert Vaden-	UAB
55.	Portland (from Denver)	Patrick Mills	St. Mary's
56.	Dallas (from Portland)	Ahmad Nivins	St. Joseph's
57.	Phoenix (from Orlando through Oklahoma City)	Emir Predzic	Slovenia
58.	Boston	Lester Hudson	Tennessee Martin
59.	Lakers	Chinemelu Elunu	Texas A & M
60.	Miami (from Cleveland)	Robert Dozier	Memphis

* Denver acquired the draft rights to Ty Lawson from Minnesota for a future first round pick.
 ** Oklahoma City acquired the draft rights to B.J. Mullens from Dallas for the draft rights to Rodrigue Beaubois and a future second round pick.
 *** New York acquired the draft rights to Toney Douglas from the Lakers for a future second round pick and cash considerations.
 # Sacramento acquired Sergio Rodriguez, the draft rights to Jon Brockman and cash considerations from Portland for the draft rights to Jeff Pendergraph.
 ## Houston acquired the draft rights to Jermaine Taylor from Washington for cash considerations.
 ### Houston acquired the draft rights to Sergio Llull from Denver for cash considerations.
 % Miami acquired the draft rights to Patrick Beverley from the Lakers for a future second round pick and cash considerations.
 %% New Orleans acquired the draft rights to Marcus Thornton from Miami for two future second round picks.
 %%% Houston acquired the draft rights to Chase Budinger from Detroit for a future second round pick and cash considerations.
 - Oklahoma City acquired the draft rights to Robert Vaden from Charlotte for cash considerations.

ACTIVE CAREER LEADERS

(Players who were on active rosters or on inactive list during 2008-09 season)

MOST GAMES PLAYED

Dikembe Mutombo	1,196
Shaquille O'Neal	1,117
Jason Kidd	1,107
Michael Finley	1,057
Kevin Garnett	1,055
Juwan Howard	1,043
Rasheed Wallace	1,009
Sam Cassell	993
Donyell Marshall	957
Joe Smith	950

MOST MINUTES PLAYED

Jason Kidd	41,155
Shaquille O'Neal	39,926
Kevin Garnett	39,635
Michael Finley	37,287
Dikembe Mutombo	36,791
Allen Iverson	36,719
Ray Allen	35,099
Kobe Bryant	34,531
Juwan Howard	34,188
Rasheed Wallace	34,166

MOST FIELD GOALS MADE

Shaquille O'Neal	10,934
Kevin Garnett	8,502
Allen Iverson	8,331
Kobe Bryant	8,256
Tim Duncan	7,376
Ray Allen	6,865
Vince Carter	6,667
Dirk Nowitzki	6,628
Michael Finley	6,615
Tracy McGrady	6,290

MOST FIELD GOALS ATTEMPTED

Shaquille O'Neal	10,895
Allen Iverson	8,037
Kobe Bryant	7,267
Tim Duncan	6,530
Paul Pierce	6,330
Jerry Stackhouse	5,537
Dirk Nowitzki	5,447
Kevin Garnett	5,249
Dikembe Mutombo	4,960
Tracy McGrady	4,927

MOST FREE THROWS MADE

Allen Iverson	6,271
Kobe Bryant	6,104
Shaquille O'Neal	5,750
Paul Pierce	5,053
Dirk Nowitzki	4,748
Jerry Stackhouse	4,548
Tim Duncan	4,470
Kevin Garnett	4,107
Stephon Marbury	3,768
Vince Carter	3,728

MOST FREE THROWS ATTEMPTED

Shaquille O'Neal	10,376
Allen Iverson	7,690
Kobe Bryant	6,703
Tim Duncan	6,047
Alonzo Mourning	5,862
Paul Pierce	5,777
Jerry Stackhouse	5,530
Kevin Garnett	5,117
Dikembe Mutombo	4,951
Shareef Abdur-Rahim	4,943

MOST 3-PT. FIELD GOALS MADE

Ray Allen	2,299
Peja Stojakovic	1,571
Jason Kidd	1,486
Chauncey Billups	1,432
Michael Finley	1,422
Rashard Lewis	1,419
Brent Barry	1,395
Jason Terry	1,387
Antoine Walker	1,386
Steve Nash	1,360

MOST 3-PT. FIELD GOALS ATTEMPTED

Ray Allen	5,777
Jason Kidd	4,348
Antoine Walker	4,264
Peja Stojakovic	3,904
Michael Finley	3,798
Paul Pierce	3,713
Chauncey Billups	3,692
Rashard Lewis	3,626
Jason Terry	3,617
Baron Davis	3,539

MOST OFFENSIVE REBOUNDS

Shaquille O'Neal	4,068
Dikembe Mutombo	3,808
Ben Wallace	2,989
Tim Duncan	2,792
Kevin Garnett	2,784
Erick Dampier	2,532
Elton Brand	2,479
Joe Smith	2,387
Zydrunas Ilgauskas	2,222
Antonio McDyess	2,207

MOST DEFENSIVE REBOUNDS

Kevin Garnett	8,898
Dikembe Mutombo	8,551
Shaquille O'Neal	8,498
Tim Duncan	7,755
Ben Wallace	6,277
Dirk Nowitzki	6,113
Jason Kidd	5,788
Rasheed Wallace	5,471
Shawn Marion	5,465
Marcus Camby	5,427

MOST REBOUNDS

Shaquille O'Neal	12,566
Dikembe Mutombo	12,359
Kevin Garnett	11,682
Tim Duncan	10,547
Ben Wallace	9,266
Marcus Camby	7,426
Jason Kidd	7,408
Shawn Marion	7,384
Dirk Nowitzki	7,182
Rasheed Wallace	6,996

MOST STEALS

Jason Kidd	2,198
Allen Iverson	1,964
Kevin Garnett	1,445
Kobe Bryant	1,441
Shawn Marion	1,363
Baron Davis	1,292
Paul Pierce	1,265
Ron Artest	1,244
Brevin Knight	1,229
Ben Wallace	1,182

MOST ASSISTS

Jason Kidd	10,199
Steve Nash	7,505
Stephon Marbury	6,471
Andre Miller	6,020
Sam Cassell	5,939
Allen Iverson	5,511
Baron Davis	4,901
Mike Bibby	4,862
Chauncey Billups	4,669
Kevin Garnett	4,534

MOST BLOCKED SHOTS

Dikembe Mutombo	3,289
Shaquille O'Neal	2,628
Tim Duncan	2,118
Marcus Camby	1,994
Ben Wallace	1,948
Theo Ratliff	1,902
Kevin Garnett	1,733
Jermaine O'Neal	1,534
Rasheed Wallace	1,375
Elton Brand	1,334

MOST FOULS

Shaquille O'Neal	3,857
Dikembe Mutombo	3,383
Juwan Howard	3,214
Kurt Thomas	3,081
Rasheed Wallace	2,997
Joe Smith	2,866
Antonio McDyess	2,767
Sam Cassell	2,744
Kevin Garnett	2,646
Erick Dampier	2,625

MOST DISQUALIFICATIONS

Kurt Thomas	65
Shaquille O'Neal	60
Antonio McDyess	54
Lamar Odom	51
Raef LaFrentz	47
Sam Cassell	40
Erick Dampier	39
Joe Smith	39
Kenyon Martin	38
Theo Ratliff	38

MOST POINTS

Shaquille O'Neal	27,619
Allen Iverson	23,983
Kobe Bryant	23,820
Kevin Garnett	21,277
Ray Allen	19,661
Tim Duncan	19,246
Dirk Nowitzki	19,084
Paul Pierce	18,603
Vince Carter	18,254
Tracy McGrady	17,289

ACTIVE CAREER LEADERS

(Players who were on active rosters or on inactive list during 2008-09 season)

HIGHEST FIELD GOAL PERCENTAGE

(2,000 FGM minimum)			
Player	FGM	FGA	Pct
Shaquille O'Neal	10,934	18,793	.582
Dwight Howard	2,489	4,384	.568
Eddy Curry	2,554	4,679	.546
Amare Stoudemire	3,284	6,073	.541
Carlos Boozer	2,989	5,573	.536
Yao Ming	3,362	6,408	.525
Pau Gasol	4,112	7,911	.520
Dikembe Mutombo	4,169	8,045	.518
Tim Duncan	7,376	14,539	.507
Al Jefferson	2,043	4,046	.505

HIGHEST FREE THROW PERCENTAGE

(1,200 FTM minimum)			
Player	FTM	FTA	Pct
Steve Nash	2,366	2,628	.900
Peja Stojakovic	2,118	2,368	.894
Ray Allen	3,632	4,068	.893
Chauncey Billups	3,506	3,943	.889
Dirk Nowitzki	4,748	5,447	.872
Sam Cassell	3,567	4,144	.861
Wally Szczerbiak	1,633	1,899	.860
Ben Gordon	1,420	1,653	.859
Richard Hamilton	2,795	3,278	.853
Kevin Martin	1,664	1,952	.852

HIGHEST 3-POINT FIELD GOAL PERCENTAGE

(250 3FGM Minimum)			
Player	FG3M	FG3A	Pct
Jason Kapono	385	848	.454
Steve Nash	1,360	3,148	.432
Anthony Parker	352	848	.415
Ben Gordon	770	1,856	.415
Daniel Gibson	278	675	.412
Raja Bell	842	2,050	.411
Matt Bonner	341	834	.409
Bobby Simmons	338	829	.408
Wally Szczerbiak	590	1,453	.406
Brent Barry	1,395	3,442	.405

HIGHEST SCORING AVERAGE

(400 Games or 10,000 Points Minimum)

Player	G	FGM	FTM	Pts	Avg
LeBron James	472	4,647	3,057	12,993	27.5
Allen Iverson	886	8,331	6,271	23,983	27.1
Kobe Bryant	948	8,256	6,104	23,820	25.1
Shaquille O'Neal	1117	10,934	5,750	27,619	24.7
Carmelo Anthony	445	3,864	2,731	10,768	24.2
Vince Carter	777	6,667	3,728	18,254	23.5
Paul Pierce	813	6,096	5,053	18,603	22.9
Gilbert Arenas	433	3,174	2,599	9,853	22.8
Dirk Nowitzki	839	6,628	4,748	19,084	22.7
Tracy McGrady	784	6,290	3,689	17,289	22.1

ALL-TIME STATISTICAL LEADERS

(Active 2008-09 Players in Capital Letters)

MOST GAMES PLAYED

Robert Parish	1,611
Kareem Abdul-Jabbar	1,560
John Stockton	1,504
Karl Malone	1,476
Kevin Willis	1,424
Reggie Miller	1,389
Clifford Robinson	1,380
Gary Payton	1,335
Moses Malone	1,329
Buck Williams	1,307

MOST MINUTES PLAYED

Kareem Abdul-Jabbar	57,446
Karl Malone	54,852
Elvin Hayes	50,000
Wilt Chamberlain	47,859
John Stockton	47,764
Reggie Miller	47,619
Gary Payton	47,117
John Havlicek	46,471
Robert Parish	45,704
Moses Malone	45,071

MOST FIELD GOALS MADE

Kareem Abdul-Jabbar	15,837
Karl Malone	13,528
Wilt Chamberlain	12,681
Michael Jordan	12,192
Elvin Hayes	10,976
SHAQUILLE O'NEAL	10,934
Hakeem Olajuwon	10,749
Alex English	10,659
John Havlicek	10,513
Dominique Wilkins	9,963

MOST FIELD GOALS ATTEMPTED

Kareem Abdul-Jabbar	28,307
Karl Malone	26,210
Michael Jordan	24,537
Elvin Hayes	24,272
John Havlicek	23,930
Wilt Chamberlain	23,497
Dominique Wilkins	21,589
Alex English	21,036
Hakeem Olajuwon	20,991
Elgin Baylor	20,171

MOST FREE THROWS MADE

Karl Malone	9,787
Moses Malone	8,531
Oscar Robertson	7,694
Michael Jordan	7,327
Jerry West	7,160
Dolph Schayes	6,979
Adrian Dantley	6,832
Kareem Abdul-Jabbar	6,712
Charles Barkley	6,349
ALLEN IVERSON	6,271

MOST FREE THROWS ATTEMPTED

Karl Malone	13,188
Wilt Chamberlain	11,862
Moses Malone	11,090
SHAQUILLE O'NEAL	10,895
Kareem Abdul-Jabbar	9,304
Oscar Robertson	9,185
Jerry West	8,801
Michael Jordan	8,772
Charles Barkley	8,643
Adrian Dantley	8,351

MOST 3-PT. FIELD GOALS MADE

Reggie Miller	2,560
RAY ALLEN	2,299
Dale Ellis	1,719
PEJA STOJAKOVIC	1,571
Glen Rice	1,559
Eddie Jones	1,546
Tim Hardaway	1,542
Nick Van Exel	1,528
JASON KIDD	1,486
CHAUNCEY BILLUPS	1,432

MOST 3-PT. FIELD GOALS ATTEMPTED

Reggie Miller	6,486
RAY ALLEN	5,777
JASON KIDD	4,348
Tim Hardaway	4,345
Nick Van Exel	4,278
Dale Ellis	4,266
ANTOINE WALKER	4,264
Eddie Jones	4,147
Vernon Maxwell	3,931
PEJA STOJAKOVIC	3,904

MOST OFFENSIVE REBOUNDS

Moses Malone	6,731
Robert Parish	4,598
Buck Williams	4,526
Dennis Rodman	4,329
Charles Barkley	4,260
Kevin Willis	4,132
SHAQUILLE O'NEAL	4,068
Hakeem Olajuwon	4,034
Charles Oakley	3,924
DIKEMBE MUTOMBO	3,808

MOST DEFENSIVE REBOUNDS

Karl Malone	11,406
Robert Parish	10,117
Hakeem Olajuwon	9,714
Moses Malone	9,481
Kareem Abdul-Jabbar	9,394
KEVIN GARNETT	8,898
Patrick Ewing	8,855
DIKEMBE MUTOMBO	8,551
SHAQUILLE O'NEAL	8,498
Buck Williams	8,491

MOST TOTAL REBOUNDS

Wilt Chamberlain	23,924
Bill Russell	21,620
Kareem Abdul-Jabbar	17,440
Elvin Hayes	16,279
Moses Malone	16,212
Karl Malone	14,968
Robert Parish	14,715
Nate Thurmond	14,464
Walt Bellamy	14,241
Wes Unseld	13,769

MOST ASSISTS

John Stockton	15,800
Mark Jackson	10,334
JASON KIDD	10,199
Magic Johnson	10,141
Oscar Robertson	9,887
Isiah Thomas	9,061
Gary Payton	8,966
Rod Strickland	7,987
STEVE NASH	7,505
Maurice Cheeks	7,392

MOST PERSONAL FOULS

Kareem Abdul-Jabbar	4,657
Karl Malone	4,578
Robert Parish	4,443
Charles Oakley	4,421
Hakeem Olajuwon	4,383
Buck Williams	4,267
Elvin Hayes	4,193
Clifford Robinson	4,175
Kevin Willis	4,172
Otis Thorpe	4,146

MOST DISQUALIFICATIONS

Vern Mikkelsen	127
Walter Dukes	121
Shawn Kemp	115
Charlie Share	105
Paul Arizin	101
Darryl Dawkins	100
James Edwards	96
Tom Gola	94
Tom Sanders	94
Steve Johnson	93

MOST STEALS

John Stockton	3,265
Michael Jordan	2,514
Gary Payton	2,445
Maurice Cheeks	2,310
Scottie Pippen	2,307
Clyde Drexler	2,207
JASON KIDD	2,198
Hakeem Olajuwon	2,162
Alvin Robertson	2,112
Karl Malone	2,085

MOST BLOCKED SHOTS

Hakeem Olajuwon	3,830
DIKEMBE MUTOMBO	3,289
Kareem Abdul-Jabbar	3,189
Mark Eaton	3,064
David Robinson	2,954
Patrick Ewing	2,894
SHAQUILLE O'NEAL	2,628
Tree Rollins	2,542
Robert Parish	2,361
Alonzo Mourning	2,356

POINTS

Kareem Abdul-Jabbar	38,387
Karl Malone	36,928
Michael Jordan	32,292
Wilt Chamberlain	31,419
SHAQUILLE O'NEAL	27,619
Moses Malone	27,409
Elvin Hayes	27,313
Hakeem Olajuwon	26,946
Oscar Robertson	26,710
Dominique Wilkins	26,668

ALL-TIME STATISTICAL LEADERS

(Active 2008-09 Players in Capital Letters)

HIGHEST FIELD GOAL PERCENTAGE

(2,000 FGM minimum)

Player	FGM	FGA	Pct
Artis Gilmore	5,732	9,570	.599
SHAQUILLE O'NEAL	10,934	18,793	.582
Mark West	2,528	4,356	.580
Steve Johnson	2,841	4,965	.572
Darryl Dawkins	3,477	6,079	.572
James Donaldson	3,105	5,442	.571
DWIGHT HOWARD	2,489	4,384	.568
Bo Outlaw	2,005	3,534	.567
Jeff Ruland	2,105	3,734	.564
Kareem Abdul-Jabbar	15,837	28,307	.559

HIGHEST FREE THROW PERCENTAGE

(1,200 FTM minimum)

Player	FTM	FTA	Pct
STEVE NASH	2,366	2,628	.900
Rick Barry	3,818	4,243	.900
PEJA STOJAKOVIC	2,118	2,368	.894
RAY ALLEN	3,632	4,068	.893
Calvin Murphy	3,445	3,864	.892
CHAUNCEY BILLUPS	3,506	3,943	.889
Scott Skiles	1,548	1,741	.889
Reggie Miller	6,237	7,026	.888
Larry Bird	3,960	4,471	.886

HIGHEST 3-POINT FIELD GOAL PERCENTAGE

(250 3FGM Minimum)

Player	3FGM	3FGA	Pct
Steve Kerr	726	1,599	.454
JASON KAPONO	385	848	.454
Hubert Davis	728	1,651	.441
Drazen Petrovic	255	583	.437
STEVE NASH	1,360	3,148	.432
Tim Legler	260	603	.431
B.J. Armstrong	436	1,026	.425
Wesley Person	1,150	2,754	.418
ANTHONY PARKER	352	848	.415
BEN GORDON	770	1,856	.415

HIGHEST SCORING AVERAGE

(400 Games or 10,000 Points Minimum)

Player	G	FGM	FTM	Pts	Avg
Michael Jordan	1072	7,327	12,192	32,292	30.12
Wilt Chamberlain	1045	6,057	12,681	31,419	30.07
LEBRON JAMES	472	3,057	4,647	12,993	27.5
Elgin Baylor	846	5,763	8,693	23,149	27.4
ALLEN IVERSON	886	6,271	8,331	23,983	27.1
Jerry West	932	7,160	9,016	25,192	27.0
Bob Pettit	792	6,182	7,349	20,880	26.4
George Gervin	791	4,541	8,045	20,708	26.2
Oscar Robertson	1040	7,694	9,508	26,710	25.7
KOBE BRYANT	948	6,104	8,256	23,820	25.1

AWARD WINNERS

2008-09 NBA HONOR ROLL

NBA Most Valuable Player presented by Kia Motors	LeBron James	Cleveland
NBA Coach of the Year	Mike Brown	Cleveland
T-Mobile Rookie of the Year	Derrick Rose	Chicago
NBA Defensive Player of the Year Award presented by Kia Motors	Dwight Howard	Orlando
NBA Sixth Man of the Year Award presented by Kia Motors	Jason Terry	Dallas
NBA Most Improved Player Award presented by Kia Motors	Danny Granger	Indiana
NBA Sportsmanship Award	Chauncey Billups	Denver
J. Walter Kennedy Citizenship Award	Dikembe Mutombo	Houston
NBA Executive of the Year	Mark Warkentien	Denver

2008-09 ALL-NBA TEAMS

FIRST TEAM		SECOND TEAM		THIRD TEAM	
F	Dirk Nowitzki	Dallas	F	Paul Pierce	Boston
F	LeBron James	Cleveland	F	Tim Duncan	San Antonio
C	Dwight Howard	Orlando	C	Yao Ming	Houston
G	Kobe Bryant	Lakers	G	Brandon Roy	Portland
G	Dwyane Wade	Miami	G	Chris Paul	New Orleans
F	Carmelo Anthony	Denver	F	Pau Gasol	Lakers
C	Shaquille O'Neal	Phoenix	C	Shaquille O'Neal	Phoenix
G	Chauncey Billups	Denver	G	Chauncey Billups	Denver
G	Tony Park	San Antonio	G	Tony Park	San Antonio

2008-09 NBA ALL-DEFENSIVE TEAMS

FIRST TEAM		SECOND TEAM			
F	Kevin Garnett	Boston	F	Shane Battier	Houston
C	Dwight Howard	Orlando	F	Ron Artest	Houston
G	Kobe Bryant	Lakers	C	Tim Duncan	San Antonio
G	LeBron James	Cleveland	G	Rajon Rondo	Boston
G	Chris Paul	New Orleans	G	Dwyane Wade	Miami

2008-09 T-Mobile NBA ALL-ROOKIE TEAMS

(Chosen Without Regard to Position)

FIRST TEAM		SECOND TEAM	
Derrick Rose	Chicago	Eric Gordon	Clippers
O.J. Mayo	Memphis	Kevin Love	Minnesota
Russell Westbrook	Oklahoma City	Mario Chalmers	Miami
Marc Gasol	Memphis	Michael Beasley	Miami
D.J. Augustin	Charlotte	Rudy Fernandez	Portland

COMMUNITY ASSIST AWARD

October	Amar'e Stoudemire	Phoenix Suns
November	Jason Terry	Dallas Mavericks
December	Peja Stojakovic	New Orleans Hornets
January	Dwight Howard	Orlando Magic
February	Samuel Dalembert	Philadelphia 76ers
March	Devin Harris	New Jersey Nets
April	Leon Powe	Boston Celtics

AWARD WINNERS

NBA PLAYERS OF THE WEEK

Week Ending	Eastern Conference	Western Conference
November 3	Chris Bosh, Toronto	Chris Paul, New Orleans
November 10	LeBron James, Cleveland	Amar'e Stoudemire, Phoenix
November 17	LeBron James, Cleveland	Chauncey Billups, Denver
November 24	Dwyane Wade, Miami	Dirk Nowitzki, Dallas
December 1	Devin Harris, New Jersey	Brandon Roy, Portland
December 8	Dwyane Wade, Miami	Dirk Nowitzki, Dallas
December 15	Al Harrington, New York	Tim Duncan, San Antonio
December 22	Jameer Nelson, Orlando	Chris Paul, New Orleans
December 29	LeBron James, Cleveland	Kobe Bryant, Lakers
January 5	Rodney Stuckey, Detroit	Al Jefferson, Minnesota
January 12	Dwight Howard, Orlando	Kobe Bryant, Lakers
January 19	Jameer Nelson, Orlando	Chris Paul, New Orleans
January 26	LeBron James, Cleveland	Andrew Bynum, Lakers
February 2	David Lee, New York	Tony Parker, San Antonio
February 9	LeBron James, Cleveland	Pau Gasol, Lakers
February 23	Dwight Howard, Orlando	Pau Gasol, Lakers
March 2	Devin Harris, New Jersey	David West, New Orleans
March 9	Dwyane Wade, Miami	Deron Williams, Utah
March 16	LeBron James, Cleveland	Kobe Bryant, Lakers
March 23	LeBron James, Cleveland	Chris Paul, New Orleans
March 30	Dwight Howard, Orlando	Tony Parker, San Antonio
April 6	Dwight Howard, Orlando	Jason Kidd, Dallas
April 13	Ben Gordon, Chicago	Brandon Roy, Portland

NBA PLAYER OF THE MONTH PRESENTED BY KIA MOTORS

Month	Eastern Conference	Western Conference
October/November	LeBron James, Cleveland	Chris Paul, New Orleans
December	Dwyane Wade, Miami	Kobe Bryant, Lakers
January	LeBron James, Cleveland	Kobe Bryant, Lakers
February	Dwyane Wade, Miami	Pau Gasol, Lakers
March	LeBron James, Cleveland	Chris Paul, New Orleans
April	LeBron James, Cleveland	Dirk Nowitzki, Dallas

T-MOBILE ROOKIES OF THE MONTH

Month	Eastern Conference	Western Conference
October/November	Derrick Rose, Chicago	O.J. Mayo, Memphis
December	Derrick Rose, Chicago	Russell Westbrook, Oklahoma City
January	Brook Lopez, New Jersey	Eric Gordon , Clippers
February	Brook Lopez, New Jersey	Russell Westbrook, Oklahoma City
March	Derrick Rose, Chicago	Kevin Love, Minnesota
April	Michael Beasley, Miami	O.J. Mayo, Memphis

COACH OF THE MONTH

Month	Eastern Conference	Western Conference
October/November	Doc Rivers, Boston	Phil Jackson, Lakers
December	Mike Brown, Cleveland	Byron Scott, New Orleans
January	Stan Van Gundy, Orlando	Kevin McHale, Minnesota
February	Mike Brown, Cleveland	Jerry Sloan, Utah
March	Mike Brown, Cleveland	Rick Adelman, Houston
April	Doc Rivers, Boston	Nate McMillan, Portland



Home to
San Diego's Only
Certified Loose
Slots!



VALLEY
VIEW
CASINO

San Diego's Favorite™

ValleyViewCasino.com

21 means more than just blackjack! Guests must be 21 or older to enjoy the casino, restaurants and buses. Management reserves all rights.